


iPad Quick Start Guide

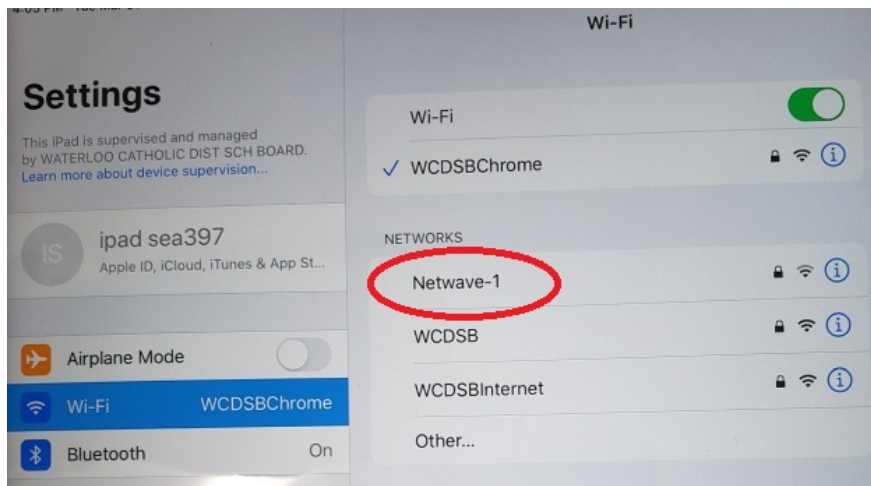
1. Unpack the iPad, plug the power adapter into an outlet, then plug the adapter cord into the iPad charging port.
2. Press the home button, if the iPad does not turn on, press the power button located on the top right side (portrait orientation) of the iPad. You may have to press and hold the power button if it does not respond.



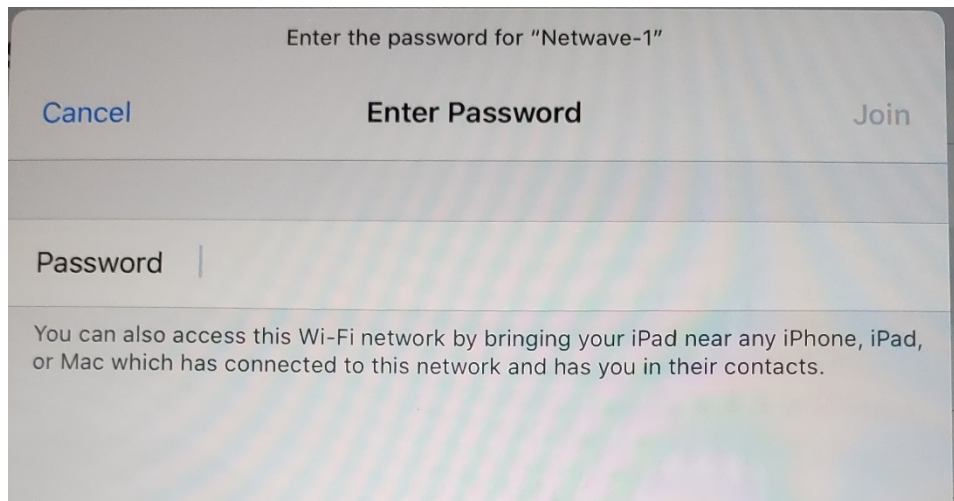
3. Unlock the iPad. The password is 1234. After unlocking, press cancel if you are prompted to sign in with an Apple ID.
4. If you are not automatically asked to join a Wi-Fi network, tap on the settings app.



5. Select Wi-Fi options (left) and then select your home Wi-Fi network (right).



6. Enter your Wi-Fi network password and press 'Join'.



If you have a hardware issue with your iPad,
please contact our **Help line** at **519-578-3677 extension 2316**.