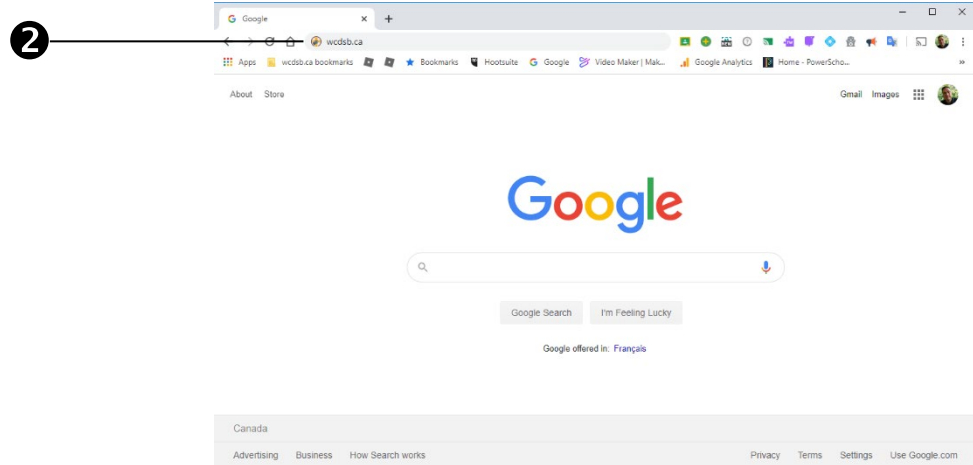




ዲጊታልና (D2L) ጉግል ክላሲፍሎም (Google Classroom) እንዴት መክፈት ትችላለህ

1. በኮምፕዩተር ወይም በላፕቶፕ፡ የኢንተርኔት መፈተሻ ገጽ ክፈት
2. በመፈተሻው መስመር ላይ www.wcdsb.ca ዳፍና፡ ኤንተር (enter) አስገባ/ምታ



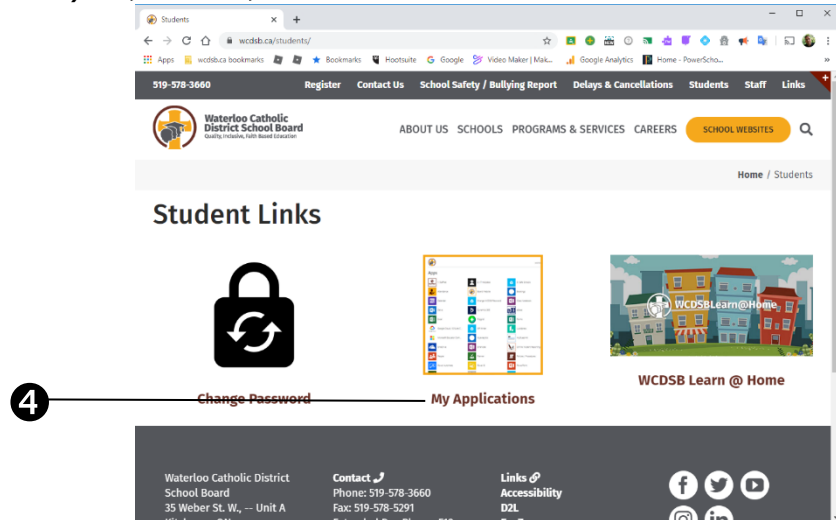
3. ተማሪ (student) የሚለውን ምረቅ



<https://www.wcdsb.ca/called-to-belong/>



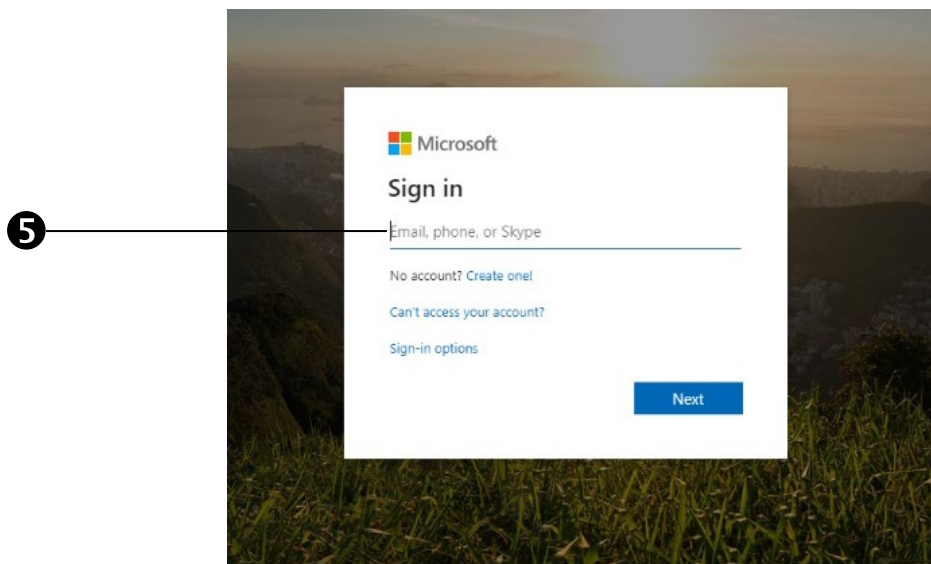
4. ማይ አፕሊኬሽን (my application) የሚለውን ምረጥ



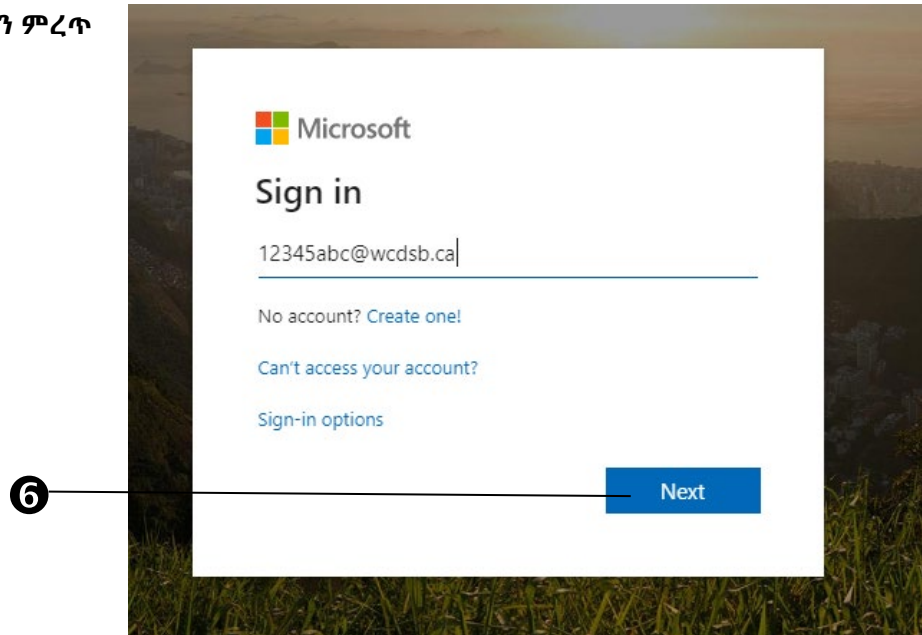
5. Pwcdsb.ca ኢሜይል አድራሻህን አስገባ

ለምሳሌ: 12345abc@wcdsb.ca

የኢሜይል አድራሻህን የማታውቀው ከሆነ: እባክህ አስተማሪህን ጠይቅ

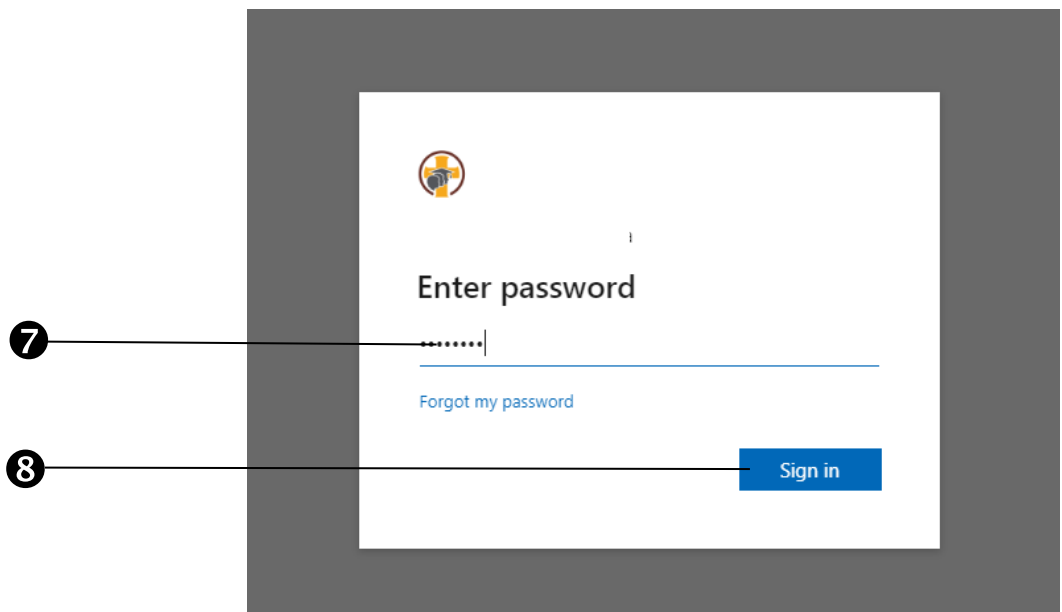


6. ኔክስት (next) የሚለውን ምረጥ

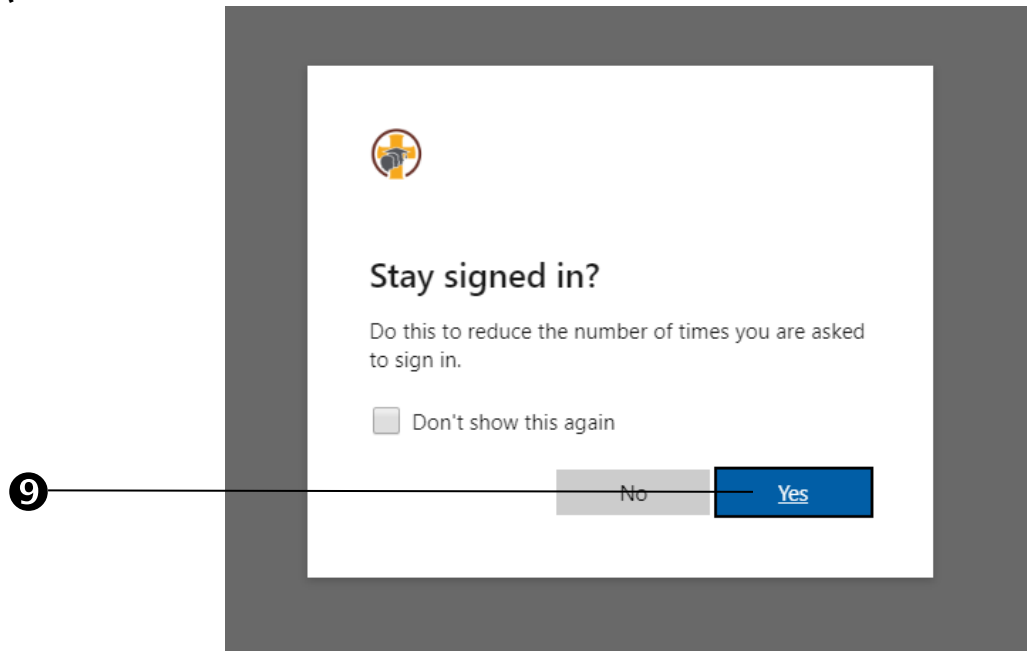


7. ፖስዎርድ (password) አስገባ

8. ሳይን ኢን (Sign in) የሚለውን አስገባ/ምታ




9. **የስ (Yes) ምረጥ**




ዲ2ኤልን (D2L) እንዴት ምክፈት/መግባት ትችላለህ

1. **ዲ2ኤልን (D2L) ምረጥ**

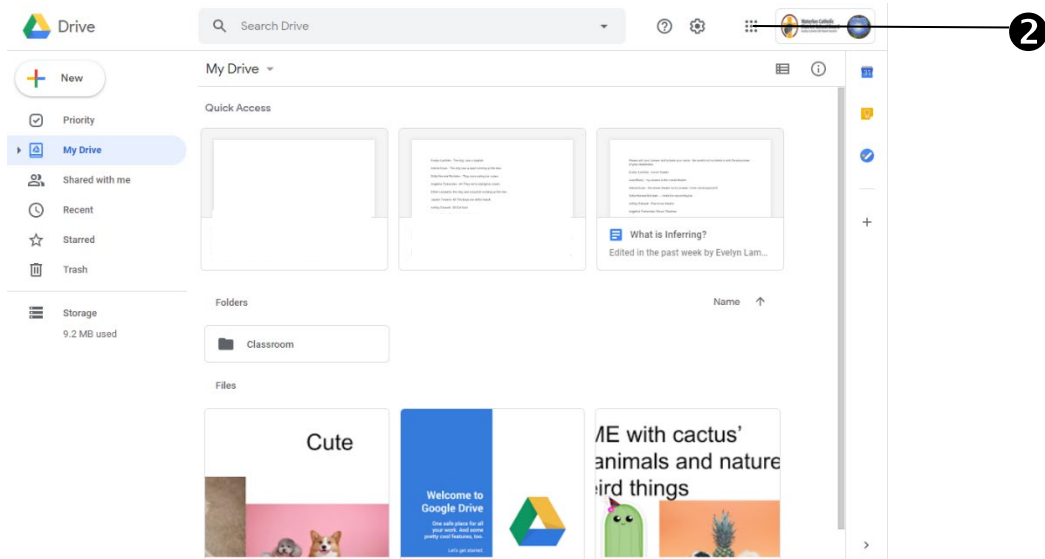


ጉግል ክላሲፍሎም (GOOGLE CLASSROOM) እንዴት ምክረት/መግባት ትችላለህ

1. ጉግል ኣፕስ (Google Apps) ምረጥ



2. በዘጠኝ (9) ነጥቦች የተሰራቸው (የኣራት መዓዘን ቅርጽ ያላት) ምረጥ.



3. ክላሲፍሎም (classroom) የሚለውን ምረቅ

